
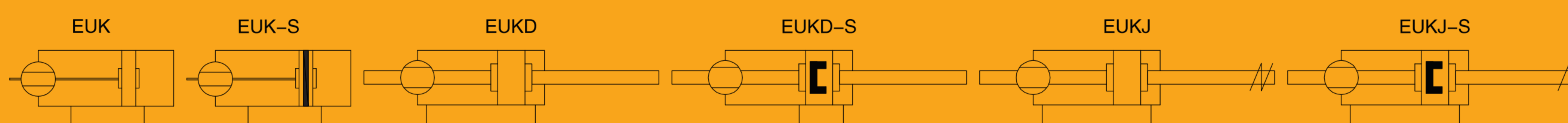


EUK

Free Mount Cylinder



Specifications

Bore(mm)	10	16	20	25	32
Acting type	Double acting/Single acting				
Working medium	Clean air(40 μ m filtration)				
Working pressure(MPa)	0.1~1.0(Double acting) / 0.2~1.0(Single acting)				
Guaranteed pressure(Mpa)	1.5				
Working temperature(°C)	-20~70(No freezing)				
Speed range(mm/s)	Double acting: 30~500		Single acting: 50~500		
Stroke tolerance	+1.0 0				
Cushion type	Rubber cushion				
Port size	M5 x 0.8			G1/8 ①	

① PT、NPT port size is optional.

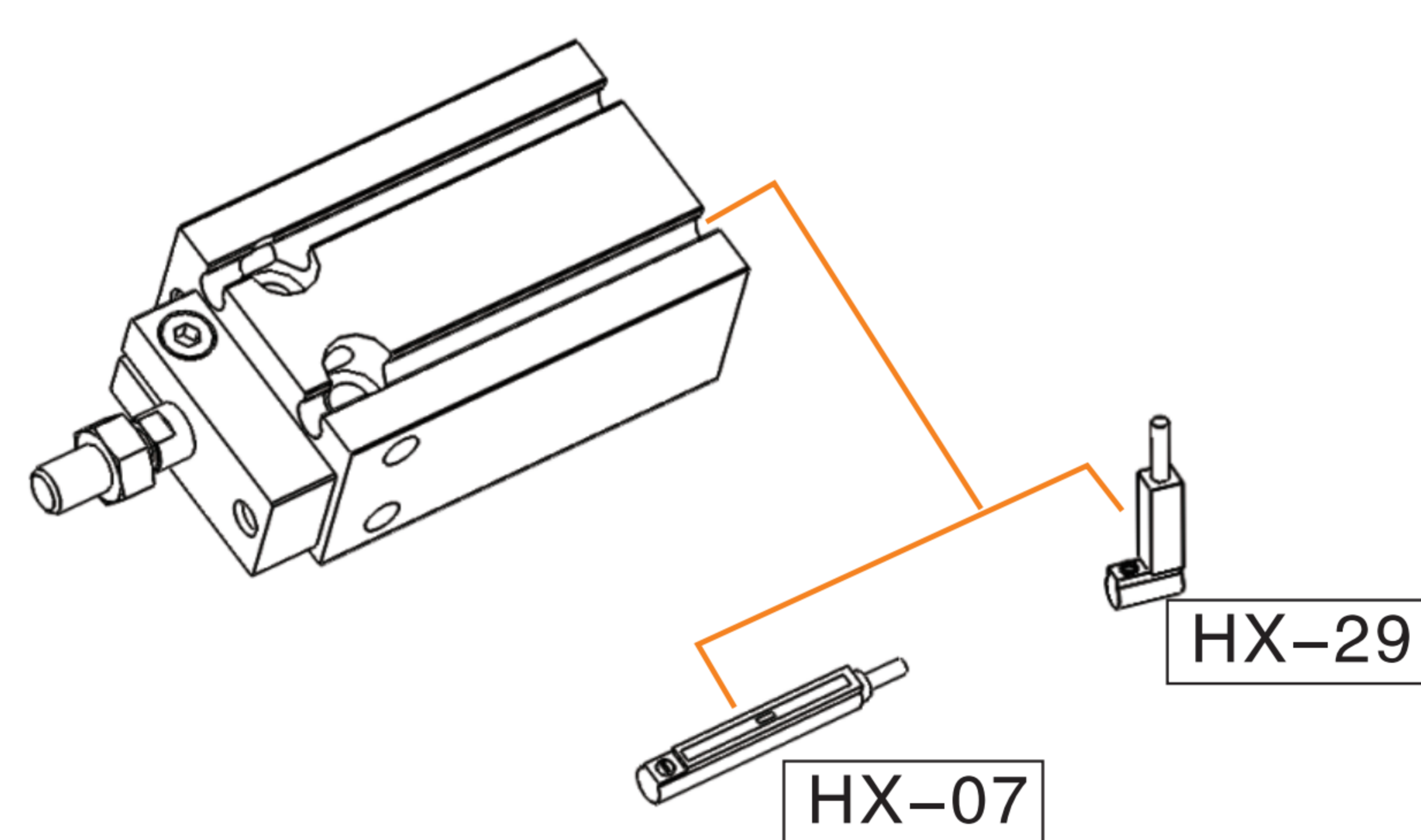
How to Order?

Series No	Type No	Bore	X	Stroke	Adjustable Stroke	Magnet No	Thread Type
EUK	Blank: Basic type	10		5	10	Blank: No magnet	Blank: G
	D: Double shaft type	16		10	20	S: With magnet	
	J: Double shaft and adjustable stroke type	...		15	30		
	SA: Single acting spring extend	32		...			
	SB: Single acting spring return			80			

Order Example:

EUK Series basic type cylinder, 32mm bore, 30mm stroke, with magnet, G thread, ERP code is: EUK 32X30-S

Optional Accessories



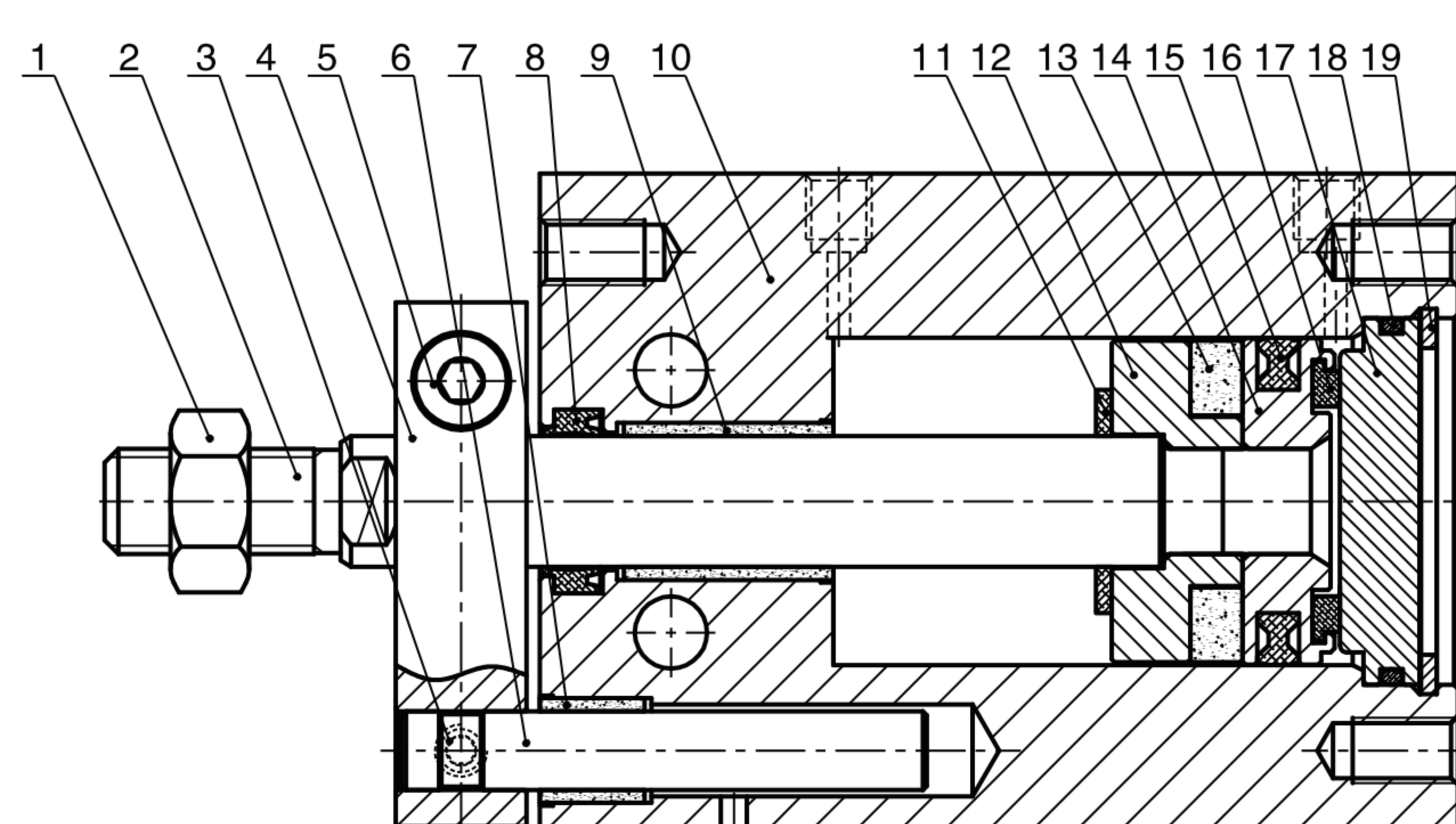
Note: Short stroke please use HX-29 series due to limited space.

Stroke

Bore (mm)	Standard Stroke (mm)										Max. Stroke (mm)
10	5	10	15	20	25	30	35	40			40
16	5	10	15	20	25	30	40	50	60		60
20	5	10	15	20	25	30	40	50	60	70	80
25	5	10	15	20	25	30	40	50	60	70	80
32	5	10	15	20	25	30	40	50	60	70	80

Note: 1. The dimensions of non-std stroke cylinder has the same dimensions as the next longer stroke std. stroke cylinder.
e.g. 23mm stroke cylinder has the same dimensions of 25 std. stroke cylinder
2. When ordering the stroke is greater than the Max. stroke, please contact the company.

Internal Structure

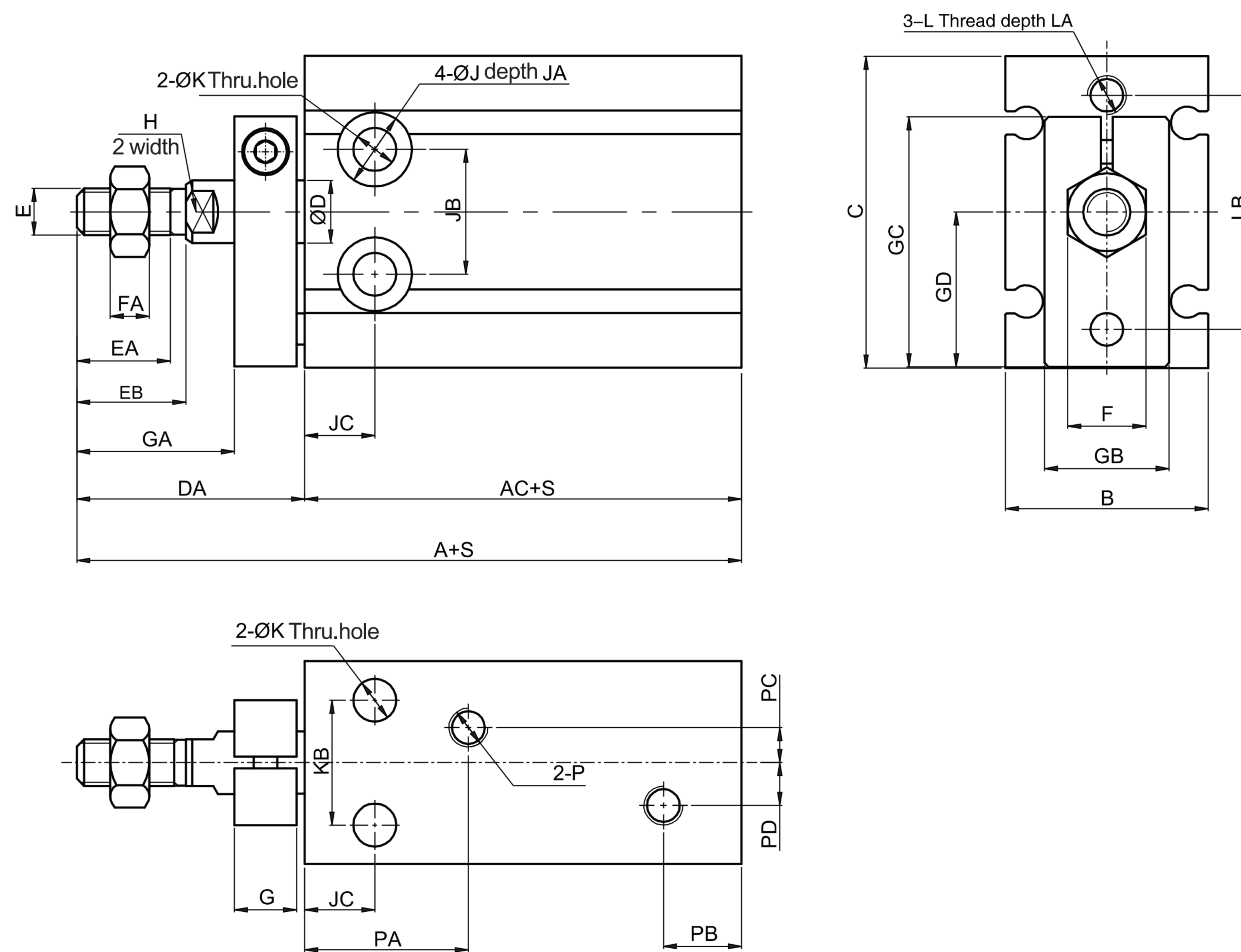


No.	Part Name	Material	No.	Part Name	Material
1	Nut	Carbon steel	11	Bumper	TPU/NBR
2	Piston rod	Stainless steel	12	Magnet holder	Aluminum alloy
3	Socket head screw	Carbon steel	13	Magnet	NdFeB
4	No-rotating plate	Aluminum alloy	14	Piston	Aluminum alloy
5	Hexagon socket cap screw	Carbon steel	15	Piston seal	NBR
6	Fixed rod	Stainless steel	16	Bumper	TPU
7	Self lubricating bearing	Compound material/brass	17	Rear cover	Aluminum alloy
8	Piston rod seal	TPU/NBR	18	O-ring	NBR
9	Bearing	Compound material	19	C-clip	Spring steel
10	Barrel	Aluminum alloy			

EUK Series Free Mount Cylinder



◎ Main Dimension



Bore/Sign	A(No magnet)	A(With magnet)	AC(No magnet)	AC(With magnet)	B	C	D	DA	E	EA	EB	F									
10	57	57	36	36	15	24	4	21	M4X0.7	10	11	7									
16	56	66	30	40	20	32	6	26	M5X0.8	11	12.5	8									
20	65	75	36	46	26	40	8	29	M6X1.0	12	14	10									
25	73	83	40	50	32	50	10	33	M8X1.25	15.5	18	12									
32	84	94	42	52	40	62	12	42	M10X1.25	19.5	22	17									
Bore/Sign	FA	G	GA	GB	GC	GD	H	J	JA	JB	JC	K	KB	L	LA	LB	P	PA	PB	PC	PD
10	3	8	12	13	20.4	11.8	-	5.8	4.8	11	7	3.2	9	M3X0.5	5	18	M5X0.8	15.5	10	-	-
16	4	8	17	13	26.3	15.7	5	7.5	6.5	14	7	4.3	12	M4X0.7	6	25	M5X0.8	15.5	11.5	2	2
20	5	8	20	16	32	19.8	6	9.5	8	16	9	5.5	16	M5X0.8	8	30	M5X0.8	21	10	4.5	5.5
25	6	10	22	19	40	24.8	8	9.5	9	20	10	5.5	20	M5X0.8	8	38	M5X0.8	23	10	4.5	6
32	6	12	29	24	49	30.8	10	11	11.5	24	11	6.6	24	M6X1.0	9	48	1/8"	23	12.5	4.5	9